

Mutual Fund Flows - June 2021

All figures in INR Cr		Net Inflow (+ve)/Outflow (-ve)		Average AUM for the month of		
		Jun-21	May-21	Jun-21	May-21	Change
I	Income/Debt Oriented Schemes	3,566	(44,512)	1,435,470	1,422,391	0.9%
II	Growth/Equity Oriented Schemes	5,988	10,083	1,095,653	1,026,901	6.7%
III	Hybrid Schemes	12,361	6,217	391,685	372,623	5.1%
IV	Solution Oriented Schemes	96	68	26,284	25,125	4.6%
V	Other Schemes	5,850	9,332	361,828	338,723	6.8%
VI	Closed/ Interval Schemes	(12,542)	(19,790)	99,484	113,738	-12.5%
	Total	15,320	-38,602	3,410,403	3,299,502	3.36%

The Mutual Fund industry's Avg. AUM increased by 3.36% to INR 34.10 Lakh Crs in June.

Hybrid schemes saw maximum inflows while FMPs saw considerable outflows.

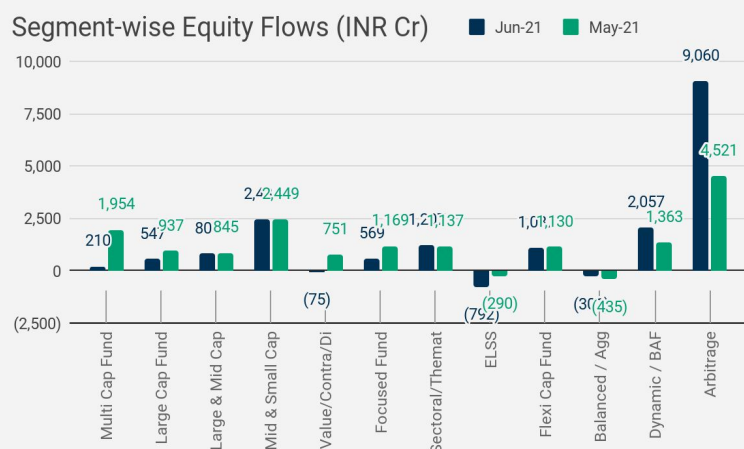
Equity Funds

All figures in INR Cr		Net Inflow (+ve)/Outflow (-ve)		Average AUM for the month of		
		Jun-21	May-21	Jun-21	May-21	Change
Open ended Schemes						
Equity Oriented Schemes						
	Multi Cap Fund	210	1,954	24,074	22,200	8.4%
	Large Cap Fund	547	937	194,096	183,721	5.6%
	Large & Mid Cap Fund	801	845	86,172	80,445	7.1%
	Mid Cap Fund	1,729	1,368	132,181	122,716	7.7%
	Small Cap Fund	705	1,081	83,502	76,685	8.9%
	Dividend Yield Fund	40	660	8,254	7,389	11.7%
	Value Fund/Contra Fund	(115)	91	67,517	63,694	6.0%
	Focused Fund	569	1,169	76,974	71,742	7.3%
	Sectoral/Thematic Funds	1,207	1,137	113,051	105,336	7.3%
	ELSS	(792)	(290)	135,052	128,406	5.2%
	Flexi Cap Fund	1,087	1,130	174,780	164,567	6.2%
	Sub Total	5,988	10,083	1,095,653	1,026,901	6.7%
Hybrid Schemes						
	Balanced / Agg Hybrid Fund	(301)	(435)	131,356	126,414	3.9%
	Dynamic / BAF	2,057	1,363	119,643	114,151	4.8%
	Arbitrage	9,060	4,521	98,211	91,971	3.6%
	Others	1,547	769	42,475	40,088	4.8%
	Sub Total	12,361	6,217	391,685	372,623	5.1%
Other Schemes						
	Index Funds	1,687	1,241	24,134	21,529	12.1%
	GOLD ETF	360	288	16,509	16,198	1.9%
	Other ETFs	3,013	5,380	304,210	286,823	6.1%
	FOF investing overseas	792	2,424	16,975	14,174	19.8%
	Sub Total	5,850	9,332	361,828	338,723	6.8%
	Total	24,200	25,632	1,849,166	1,738,248	6.4%

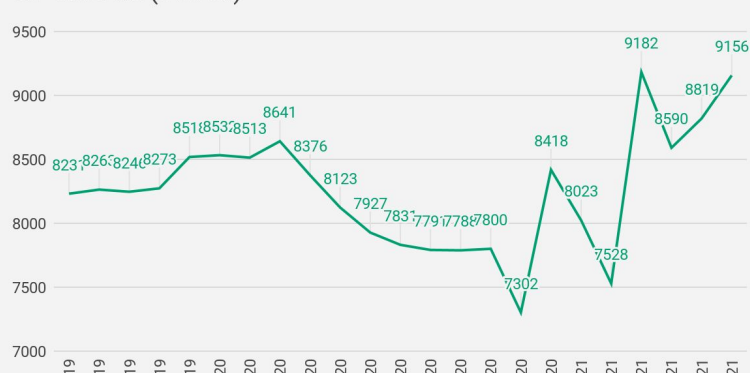
- Equity Oriented Schemes witnessed inflows of INR 5.98k Crs in June. All categories except Value/Contra and ELSS saw good inflows.
- Investors also flocked into Mid and Small Cap funds with the attraction of higher returns.
- Balanced Advantage Funds and Arbitrage Funds also saw huge inflows in June
- ETFs in general saw good inflows along with Index Funds.
- Arbitrage Funds and ETFs were flavours of the month.
- The Avg. AUM increased by 6.4% to INR 18.49 Lakh Crs.
- SIP inflows increased to INR 9,156 Crs in June from INR 8,891 Crs in May.

Source: AMFI

Segment-wise Equity Flows (INR Cr)



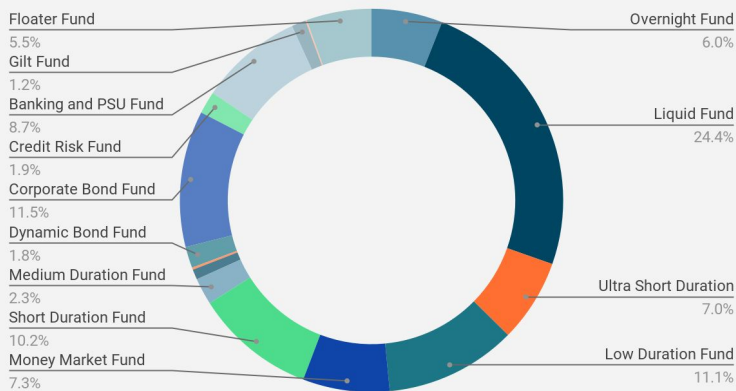
SIP inflows (INR Cr)



Debt Funds

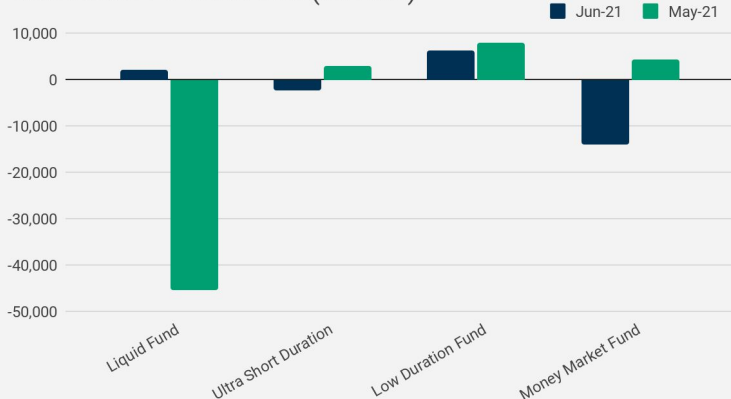
All figures in INR Cr		Net Inflow (+ve)/Outflow (-ve)		Average AUM for the month of		
	Open ended Schemes	Jun-21	May-21	Jun-21	May-21	Change
I	Income/Debt Oriented Schemes					
1	Overnight Fund	4,460	(11,573)	98,242	92,270	6.5%
2	Liquid Fund	2,078	(45,447)	361,167	365,202	-1.1%
3	Ultra Short Duration Fund	(2,440)	2,924	99,397	98,922	0.5%
4	Low Duration Fund	6,273	7,823	151,485	143,818	5.3%
5	Money Market Fund	(13,988)	4,334	113,242	113,725	-0.4%
6	Short Duration Fund	(1,057)	(1,034)	142,226	143,840	-1.1%
7	Medium Duration Fund	5	408	31,511	30,864	2.1%
8	Medium to Long Duration Fund	425	847	11,827	10,916	8.3%
9	Long Duration Fund	(20)	7	2,594	2,613	-0.7%
10	Dynamic Bond Fund	(52)	549	25,612	24,440	4.8%
11	Corporate Bond Fund	530	(1,468)	159,579	160,071	-0.3%
12	Credit Risk Fund	237	258	26,094	25,656	1.7%
13	Banking and PSU Fund	1,358	(1,340)	120,361	120,776	-0.3%
14	Gilt Fund	(538)	(944)	17,084	17,522	-2.5%
15	Gilt Fund (10Y Dur.)	(24)	18	1,515	1,516	-0.1%
16	Floater Fund	6,319	127	73,534	70,238	4.7%
	Sub Total	3,566	-44,512	1,435,470	1,422,391	0.92%

Debt AUM split as on 30.06.21

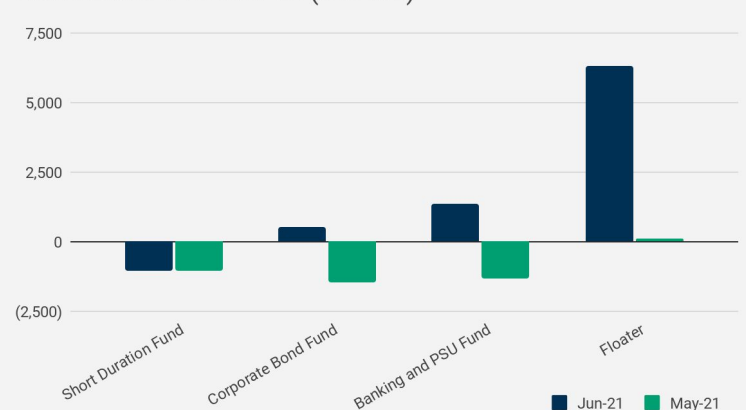


- Average AUM of Debt Funds increased by 0.92% to INR 14.35 Lakh Crs.
- Debt Funds saw inflow of INR 3.5k Crs led mainly by inflows in Floater and Low Duration funds.
- Money Market Funds had maximum outflows in June followed by Ultra Short Duration funds, Short Duration funds, Gilt funds, Dynamic Bond funds, Gilt fund (10yr Dur.) and Long Duration funds.

Debt Flows < 1 Yr Horizon (INR Crs)



Debt Flows >1 Yr Horizon (INR Crs)



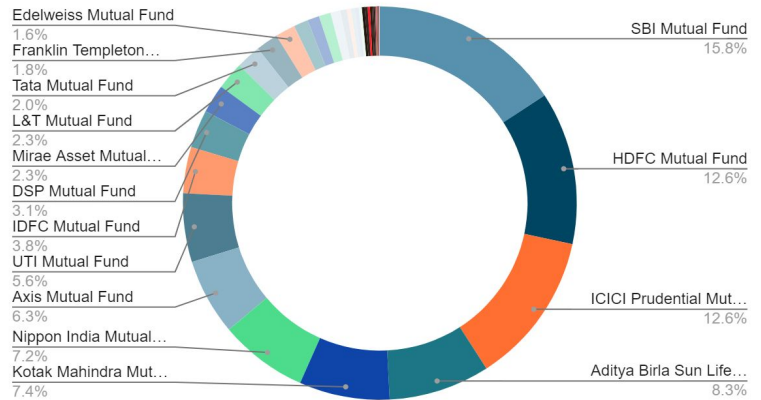
Source: AMFI

AMC wise Fund Flows - June Qtr

Top 10 Absolute Increase in AAUM (INR Lakhs)

AMC Name	Avg. AUM Apr-Jun	Absolute Change	% Change
SBI Mutual Fund	523,198	18,743	3.72%
Kotak Mahindra Mutual Fund	246,584	12,804	5.48%
Nippon India Mutual Fund	240,364	11,778	5.15%
Axis Mutual Fund	208,143	11,594	5.90%
ICICI Prudential Mutual Fund	416,701	11,295	2.79%
Mirae Asset Mutual Fund	77,674	8,076	11.60%
Edelweiss Mutual Fund	54,406	7,557	16.13%
DSP Mutual Fund	104,026	6,640	6.82%
Aditya Birla Sun Life Mutual Fund	275,454	6,176	2.29%
Tata Mutual Fund	66,999	4,921	7.93%

Avg. AUM Apr-Jun



Decrease in AAUM (INR Lakhs)

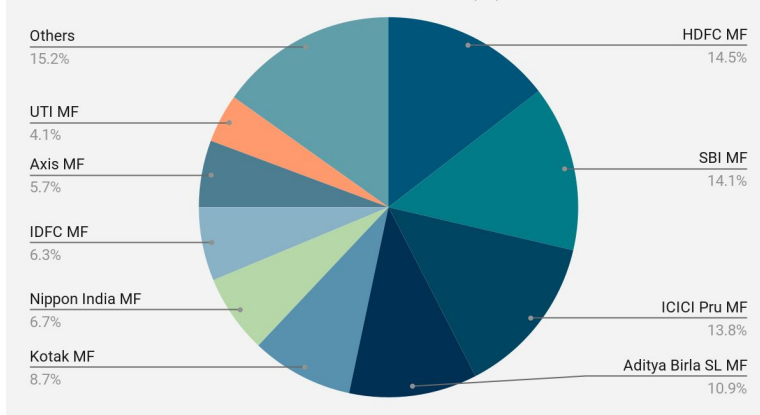
AMC Name	Avg. AUM Apr-Jun	Absolute Change	% Change
Franklin Templeton Mutual Fund	60,525	-22,028	-26.68%
IL&FS Mutual Fund (IDF)	1,355	-324	-19.31%
JM Financial Mutual Fund	2,135	-254	-10.65%
BOI AXA Mutual Fund	2,211	-78	-3.43%
Indiabulls Mutual Fund	632	-32	-4.78%
YES Mutual Fund	81	-28	-25.73%

Top 10 Percentage Increase in AAUM (INR Lakhs)

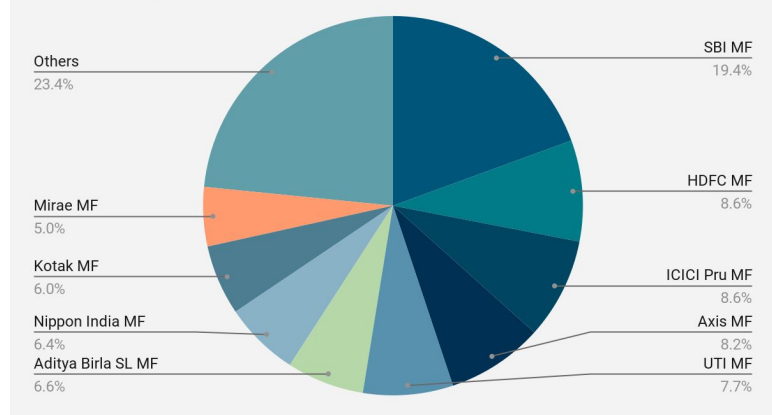
AMC Name	Avg. AUM Apr-Jun	Absolute Change	% Change
Quant Mutual Fund	1,642	920	127.42%
Trust Mutual Fund	858	233	37.29%
ITI Mutual Fund	1,562	384	32.56%
PPFAS Mutual Fund	11,343	2,622	30.07%
PGIM India Mutual Fund	8,110	1,584	24.26%
Edelweiss Mutual Fund	54,406	7,557	16.13%
Canara Robeco Mutual Fund	32,541	4,268	15.10%
Union Mutual Fund	5,916	676	12.90%
Mirae Asset Mutual Fund	77,674	8,076	11.60%
Baroda Mutual Fund	10,645	1,004	10.41%

- SBI AMC retained the top spot in Average AUM as well as absolute increase in AUM over the quarter.
- Quant Mutual Fund grew most in terms of percentage albeit on a smaller base.
- HDFC leads SBI in terms of total Debt AAUM for the quarter. Axis and Mirae have notably done well on the Equity AUMs.

Total Debt AAUM as on 30th Jun 2021 (%)



Total Equity AAUM as on 30th Jun 2021 (%)



Source: AMFI