

## Mutual Fund Flows - January 2021

All figures in INR Cr		Net Inflow (+ve)/Outflow (-ve)		Average AUM for the month of		
		January,21	December,20	January,21	December,20	Change
I	Income/Debt Oriented Schemes	(33,409)	13,863	1,449,077	1,423,849	1.8%
II	Growth/Equity Oriented Schemes	(9,253)	(10,147)	927,516	887,232	4.5%
III	Hybrid Schemes	2,142	(5,932)	331,244	323,005	2.6%
IV	Solution Oriented Schemes	4	(28)	22,603	21,851	3.4%
V	Other Schemes	7,967	8,209	303,744	283,947	7.0%
VI	Closed/ Interval Schemes	(3,037)	(2,996)	150,145	156,391	-4.0%

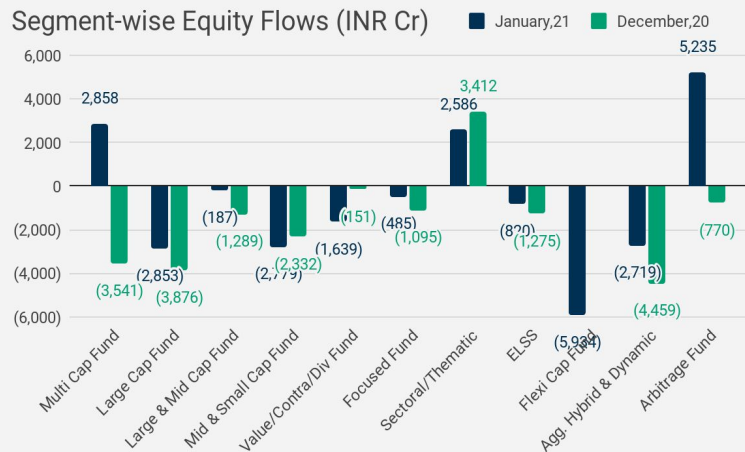
In January, MFs faced redemption pressure in Debt schemes as well as in Equity Schemes. The Mutual Fund industry's Net AUM fell to 30.50 lakhs in January with net outflow of Rs. 35587Cr.

## Equity Funds

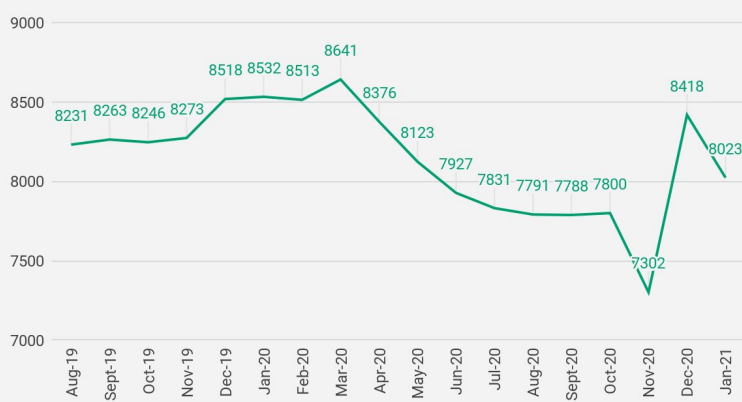
All figures in INR Cr		Net Inflow (+ve)/Outflow (-ve)		Average AUM for the month of		
Open ended Schemes		January,21	December,20	January,21	December,20	Change
<b>Equity Oriented Schemes</b>						
Multi Cap Fund		2,858	(3,541)	92,145	165,108	-44.2%
Large Cap Fund		(2,853)	(3,876)	174,417	168,881	3.3%
Large & Mid Cap Fund		(187)	(1,289)	70,947	68,210	4.0%
Mid Cap Fund		(1,206)	(1,636)	106,641	102,770	3.8%
Small Cap Fund		(1,572)	(696)	63,386	60,947	4.0%
Dividend Yield Fund		0	1,490	6,432	5,301	21.3%
Value Fund/Contra Fund		(1,640)	(1,641)	60,103	58,368	3.0%
Focused Fund		(485)	(1,095)	64,858	62,577	3.6%
Sectoral/Thematic Funds		2,586	3,412	90,312	80,120	12.7%
ELSS		(820)	(1,275)	119,814	114,949	4.2%
Flexi Cap Fund		(5,934)		78,462	0	
<b>Sub Total</b>		<b>-9,253</b>	<b>-10,147</b>	<b>927,516</b>	<b>887,232</b>	<b>4.5%</b>
<b>Other Select EOS</b>						
Balanced / Agg Hybrid Fund		(3,377)	(3,913)	122,067	120,809	1.0%
Dynamic Asset Allocation/BAF		658	(546)	100,993	98,043	3.0%
Index Funds		454	(93)	15,787	14,794	6.7%
<b>Sub Total</b>		<b>-2,265</b>	<b>-4,552</b>	<b>238,847</b>	<b>233,646</b>	<b>2.2%</b>

- MF investors continued to withdraw in Equity Funds, taking net outflows to a seventh straight month. Total redemption in equity funds was Rs. 9253 Crore.
- Flexi Cap funds the new category, data for which is being reported for the first time, saw the biggest outflow at Rs 5,934 Cr in Equity Schemes.
- Largecap funds witnessed redemption pressure of Rs. 2,853 crore.
- Value funds, Midcap funds and Smallcap funds also saw outflows of more than Rs 1,000 crore each.

### Segment-wise Equity Flows (INR Cr)



### SIP inflows (INR Cr)



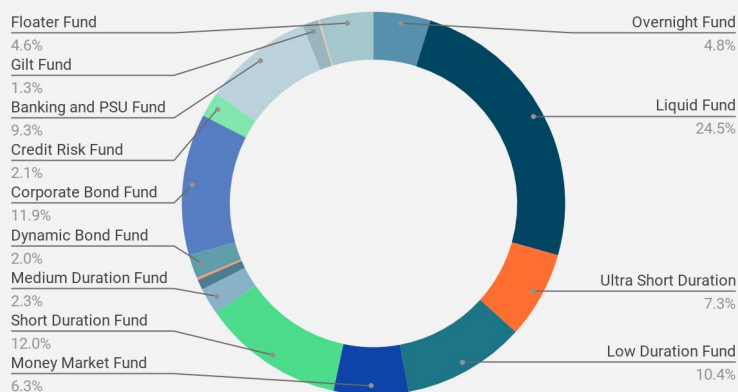
- The contribution of systematic investment plans (SIPs) dipped to Rs 8023 Crs. Total number of SIP's folios jumped marginally compared to last month.



## Debt Funds

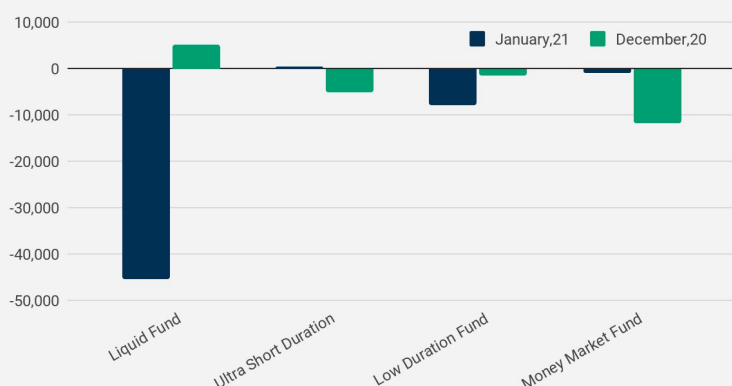
All figures in INR Cr		Net Inflow (+ve)/Outflow (-ve)		Average AUM for the month of		
	Open ended Schemes	January,21	December,20	January,21	December,20	Change
I	Income/Debt Oriented Schemes					
1	Overnight Fund	670	7,410	84,959	80,617	5.4%
2	Liquid Fund	(45,316)	5,102	381,854	381,669	0.0%
3	Ultra Short Duration Fund	552	(5,102)	103,669	104,294	-0.6%
4	Low Duration Fund	(8,041)	(1,468)	145,649	152,959	-4.8%
5	Money Market Fund	(1,043)	(11,896)	90,416	96,210	-6.0%
6	Short Duration Fund	6,893	3,954	164,645	155,363	6.0%
7	Medium Duration Fund	1,842	1,818	30,539	28,415	7.5%
8	Medium to Long Duration Fund	(403)	185	12,012	12,091	-0.7%
9	Long Duration Fund	(22)	40	2,570	2,548	0.8%
10	Dynamic Bond Fund	785	1,546	27,275	25,932	5.2%
11	Corporate Bond Fund	5,429	8,610	165,403	154,212	7.3%
12	Credit Risk Fund	366	(190)	28,756	28,510	0.9%
13	Banking and PSU Fund	1,740	2,072	129,212	124,379	3.9%
14	Gilt Fund	(41)	(1,804)	18,502	18,405	0.5%
15	Gilt Fund (10Y Dur.)	52	68	1,638	1,567	4.5%
16	Floater Fund	3,128	3,518	61,978	56,677	9.4%
	<b>Sub Total</b>	<b>-33,409</b>	<b>13,863</b>	<b>1,449,077</b>	<b>1,423,849</b>	<b>1.77%</b>

Debt AUM split as on 31.01.21

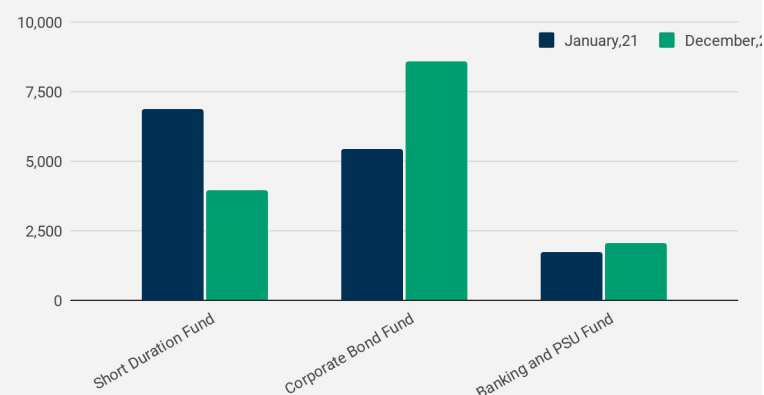


- Average AUM of Debt Fund increased by 1.77% to Rs 14.49 Lakh Crore.
- Debt Funds saw outflows of Rs 33409 Crore.
- Liquid funds saw redemptions of Rs 45,316 Crore. Low duration funds saw withdrawals of Rs 8,041 Crore.
- Short Duration Fund, Corporate Bond Fund, Medium Duration Fund and Floater Fund witnessed good inflows.
- In Hybrid Schemes, arbitrage funds got strong inflow of Rs 5235 Cr.

Debt Flows < 1 Yr Horizon (INR Crs)



Debt Flows >1 Yr Horizon (INR Crs)



Source: AMFI